

Work and Life Oriented Education

Class Eight



NATIONAL CURRICULUM AND TEXTBOOK BOARD, BANGLADESH

**Prescribed by the National Curriculum and Textbook Board
as a Textbook for class eight from the Academic Year-2015**

Work and Life Oriented Education

Class Eight

Written by

Mohammad Mojibur Rahman

Md. Shahrier Haidar

Sumera Ahsan

Editor

Dr. Mehtab Khanam

Translated by

Md. Munabbir Hossain

Jahid Bin Matin

Published by
National Curriculum and Textbook Board
69-70 Motijheel Commercial Area, Dhaka.

[All rights reserved by the Publisher]

First Edition : September, 2014
Revised Edition : August, 2016
Reprint : August, 2018
Reprint : , 2019

Design

National Curriculum and Textbook Board, Bangladesh

For free distribution by the Government of the People's Republic of Bangladesh
Printed by :

Preface

The aim of secondary education is to make the learners fit for entry into higher education by flourishing their latent talents and prospects with a view to building the nation with the spirit of the Language Movement and the Liberation War. To make the learners skilled and competent citizens of the country based on the economic, social, cultural and environmental settings is also an important issue of secondary education.

The textbooks of secondary level have been written and compiled according to the revised curriculum 2012 in accordance with the aims and objectives of National Education Policy 2010. Contents and presentations of the textbooks have been selected according to the moral and humanistic values of Bengali tradition and culture and the spirit of Liberation War 1971 ensuring equal dignity for all irrespective of caste and creed of different religions and sex.

The present government is committed to ensure the successful implementation of Vision 2021. Honorable Prime Minister, Government of the People's Republic of Bangladesh, Sheikh Hasina expressed her firm determination to make the country free from illiteracy and instructed the concerned authority to give free textbooks to every student of the country. National Curriculum and Textbook Board started to distribute textbooks free of cost since 2010 according to her instruction.

For the unprecedented development of Science and Technology, the learners of this century facing the ever changing world. In this new circumstance, **Work and Life Oriented Education** subject is included in the curriculum as per guidelines of the National Education Policy 2010. The textbook has been designed with a view to creating eagerness among learners towards jobs and professions and making them respectful towards people of different sections and professions. It is expected that this subject will make an important contribution to build up a self-confident new generation in order to face the future educational and professional challenges.

I thank sincerely all for their intellectual labor who were involved in the process of revision, writing, editing, art and design of the textbook.

Prof. Narayan Chandra Saha

Chairman

National Curriculum and Textbook Board, Bangladesh.

Contents

Chapter	Title	Pages
One	Intellectual Labour, Physical Labour and Self-exploration	1-37
Two	Our Work : done by others	38-54
Three	Our Education and Work	55-84

Chapter One

Intellectual labour, physical labour and self exploration



At the end of this Chapter we will be able to :

- explain the impact of labour in human life;
- analyse the importance of self-dignity, self-confidence and creativity in education and professional aspect;
- express intention to be self dignified, self confident and creative in education and professional aspect;
- be interested to show dignity to labour;
- be encouraged to lead as well as to behave morally and responsibly;
- consider other's opinion with importance.

Lesson: 1 and 2

Intellect and physical labour in the advancement of Civilization

Now a days we claim ourselves as a civilized and modern human being. But we had to pass a long way to reach to this position. We could reach to this present position by the mutual contribution of merit and labour of human being. Intellectual and physical labour of human played important roles in this march of civilization. Let us explore some of that history.

South Asian Civilization

In the past this independent and sovereign Bangladesh of today was a part of Indian Sub-Continent. The history of this Sub-Continent is very ancient. It is supposed that human beings founded their dwelling in this region about seventy thousand years ago. They used to live in the caves of the mountains. Our land had been fertile since the ancient time. Different types of fruit trees used to grow in forests. They used to satisfy their appetite by collecting this fruits during that time. But they did not eat all the fruits. They learned

which fruit to eat and which not to. Finding dwellings was not easy during that time. They had to find out cave to set up abode. Sometimes they dug out cave in the high steeps. If the caves were not dug properly, there were risks of destructions, even death due to landslide.





So, digging out caves was a special skill. Ancient men acquired this skill by people means of physical and intellectual practices. Besides men of that time had to think of water as well. Life is impossible without water. That was why generally ancient civilizations had their rise on the banks of rivers. Besides, fruit trees grew easily because of land on either banks of the river was very fertile. Setting up abodes in this type of land was advantageous. They had to select such places for dwelling which were free from natural dangers. Along with the facility of hunting animals and getting fruits easily, water had to be available in that place. Man perceived them by playing their wits. Therefore, it can be said that selecting places for dwelling is the instance of intellectual practices. Again man had to do physical labour to build up dwellings after selecting the places.



In the above picture, a human being is thinking of a place where he can live; he is thinking of building a home in accordance with that thought. In addition with this, he is thinking of the materials necessary for building the home. Then, by brainstorming he will have to find out where the materials will be

available and how those will be collected. The tasks of these thinking and brainstorming is intellectual labour. Again, to collect the materials for building the home and to build up the home he will have to do physical labour. We can understand from this, not only now, there had been physical and mental labour in human life since the ancient time.

Look at the following picture: identify physical labour and intellectual labour.



Ancient Civilization on Our Land

Our civilization and culture are about two thousand and five hundred years old. Such testimonies have been discovered at Wari-Bateshwar in Narsingdi, not far from the capital city of Dhaka; based on which new history of Bangladesh is being written. Man used to live in the caves and inside the tree-holes in the pre-historic time. The first permanent living of human beings was founded on the banks of Tigris and Euphrates. And the first agro-based permanent living of the subcontinent was discovered at Mehrgor in India. The sign of 'Pit-dwelling' which is digging out ditch as living room has been excavated in Wari-Bateshwar. Trace of collapsed mud wall old chamber has been unearthed in this fort city of 500 B.C. This type of ancient architectural sign has nowhere been found except Wari-Bateshwar. Not only pit dwelling, important evidences found at Wari-Bateshwar prove that our civilization is two thousand and five hundred years old. Mentionable evidences discovered at Wari-Bateshwar include coins, blooms, valuable stone beads, earthen pots, roads, complete brick built structure, pit dwelling etc.

Some silver coins were found in a pot by the labourers while digging in the village of Wari in December, 1933. Those were the oldest silver coins of the Indo-Bengal region. Fort city of two thousand and five hundred years old, port, roads, by lane, terracotta, beads of stone and glass, a hoard of coins along with oldest rouletted coins and many other things were discovered here. After tests in the laboratory of Netherland this fort city has been confirmed to be of 450 B C.

There is a square shaped fort wall of which each side being 600 meter long along with a trench. Another outward fort-wall of 5.8 kilometer length and trench is extended up to the edge of the river Arial Khan. Local people call it 'Fort of Asham King'. These two defense wall are the indicators of ancient important commercial or administrative centre, which was a precondition of ancient urbanization as well. An ancient metaled road of which length and width being respectively 160 and 6 meter was discovered in the village of Warri. Pieces of brick, lime, pieces of North Indian black-smooth earthen pots, along with small pieces of soil mixed iron were used to build up the road. Now here of the Ganges-Valley had such a long and wide road been discovered. The Second Urbanization of Ganges-Valley means the consequent urbanization of Sind Civilization. This road is not only in Bangladesh, it is the oldest next to Sind Civilization.

Close to the confluence of old Brahmaputra and Arial Khan there is a river basin called 'Koyra', on the south bank of which is a high land of red brown soil, where Wari-Bateshwar is situated. It is assumed from the description of Ptolemy that Wari-Bateshwar was used as emporia of the collection and distribution of goods of the Southeast Asia for the Roman Empire. Because of the geographical location, this place is assumed to be outward commercial centre of prehistoric duration.

Group Work:

Identify the examples of physical and intellectual labour from the discussion about Wari-Bateshwar.

Lesson: 3

History of the invention of fire:

Fire is very important in the modern civilization. It is said that fire is one of those inventions which have introduced human beings as civilized beings. At the very outset of human civilization, when human beings used to live in the caves or on the tree planks, 'fire' was a subject of fear. They thought fire to be the outburst of the wrath of God. So at the outbreak of fire in the forest,



they used to do different types of things to please God. Hundreds of years passed by in this way, before they discovered how fire is created in nature. They observed how a very big fire is made from the sparks which is created due to friction between the dry logs. Man also discovered how fire is created in the friction of rocks. But to creat fire is not enough, they have to control over it. It took many years to take over the uses of fire and use it in different individual uses.



To learn from the natural incident, to hold the technique of setting up fire- these are the instances of both intellectual and physical labour. Man achieved competence of using fire by means of exploiting and practicing both intellectual and physical labour by taking control over fire.

Think a while, after man had learned how to lit fire, they also learned- how to use fire for individual purposes and other purposes. How did they learn so?

One day, might be, some people were looking for some food. While in search of food they might have tasted and enjoyed the burnt meat of some animal in a forest-fire. They observed that burnt meat tasted better than that of fresh meat. Then they started to eat burnt meat. This was how cooking was started. That means man learnt the uses of fire by means of watching natural incident. Even now we learn many things by watching natural events. During those days there was neither fire-box nor gas-lighter. Man had to light fire by the friction of stones. Setting up fire was very difficult. So most of the human communities used to keep fire lighted. Human learnt how to keep fire lighted for a long time by meritorious labour. Meritorious enterprise taught human beings to invent things and technology to fulfill the necessity of life. Ancient man did not have any school. They learnt being in the lap of nature from the nature. After they had seen various incidents of nature, they usually thought and brain-stormed. To brain-storm in this way is the instance of meritorious labour. That is, they learnt so many things by meritorious labour. For example- ancient man observed that fire did not light without the presence of air. Again, strong wind put out fire. Therefore, it was important to control wind in order to set fire. Again, something wet, did not catch fire. That was what man also learnt by Intellectual labour.

Lesson : 4

Invention of wheel: a milestone

Long ago human being used to live alone. In course of time, they understood it was difficult to live alone. Everything had to be done by oneself. Besides, there was the fear of being attacked by wild animals. So, gradually they started to live together in groups. Nomads became social being. Man had to do many things due to the necessity of living in society. Many heavy things had to be carried from one place to another place. For example, big pieces of rocks are needed to build up homes, roads, rooms, religious abode etc. Could you say- how man transported these stones? At the very outset, man used to bear these large stones and heavy things on their own shoulders and heads. Due to this, there were many physical problems. Then they innovated to bear heavy things on the tree trunk being dragged.

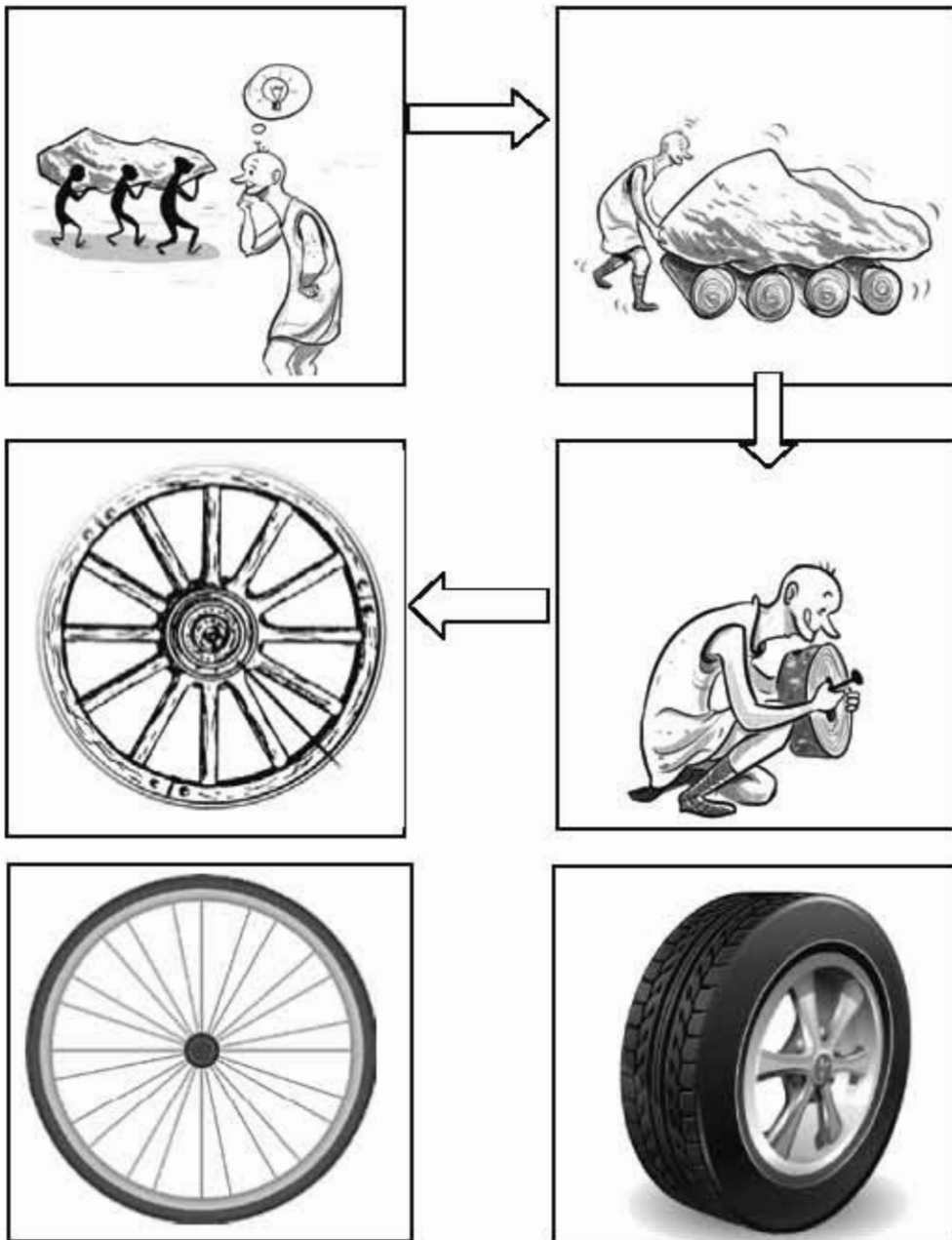
Many days passed by this way. They used to transport heavy rocks from one place to another place in this way to build up big buildings, pyramid etc. But it took much time. Many trees had to be uprooted. So, they wanted to build up something of the same shape of the tree trunks.

Thus man invented 'wheel' about 5600 years ago. Together with this, they also made up different types of transport medium with the use of wheels. There was no such modern vehicle in the ancient time; chariots were customary transport medium of that time. This invention of wheel by man and to use that in their own necessities is the glaring example of intellectual labour.



Wheels of chariot made by "Etruscan Civilization" People
(530 B.C)

In course of time, many developed types of wheels were invented which we can see in the pictures below:




Group work:

We can see in the pictures above how the ideas of wheel had been evolved in human society. Could you say- where meritorious labour was applied and where physical labour was applied?

When man understood that carrying huge loads was causing much suffering, he invented something noble which would drive away his problem. The method through which they did it was really 'meritorious enterprise'. There was physical labour as well. These inventors had to undergo different types of researches and observations to come to the ultimate invention of 'wheel'.

Do you want to be an inventor? Someone wants to be a physician, someone teacher, or someone an engineer. What do you want to be? Have a little brain storming-how it will be to be an inventor !



Can you remember where you have seen this type of wheel? Why and with what are wheels covered ?


Individual Work :

We know that wheels are round. Have you ever seen any wheel of rectangular shape? Why is a wheel not of rectangular shape? Write down after discussing with the friend beside you about wheel being rectangular shape.

Lesson : 5

On all about Container

Well, tell me, how you eat food? On which you take food?



Generally we use a pot taking the food on and eat with our hand or spoon from that pot. Have you ever thought of sizes and colours of pots we use for eating foods. These pots are of different sizes and colours and are made of different elements. From ancient time, human beings have been making pots and using them for various purposes. At the beginning, human beings made different sizes pots with clay by their hands. There was no design on them.

Later, people invented many technologies at different times by using their intellectual labour. As a result, it is possible to made different types of pot which we can see at present. For example, the invention of “potter’s wheel” is the result of human intellectual labour. Besides this, the aesthetic value of pots have been increased by glazing and design on them. Those who make different earthen pots in our society, we call them potter. Can you tell how pots are being made with the elements other than earth? Pots are also made of ceramics (Porcelain), brass, glass, plastic etc.

But could you say what they were made of, what they were made for in the pictures below of some of the ancient jars?



Besides them, there are a number of professionals who make plate and other utensils. Of them make plate and other utensils of copper, some of brass, some of tin or aluminium. There are a number of small factories of plate and other utensils in Nababpur, not far from Dhaka. There are many people in our society who have been serving this occupation for centuries, generations after generations. Besides utensils made of plastic, melamine, ceramic, glass, stainless etc. are made presently in factories. Many people are working there. It is a subject of honour to work in a factory. We can eat with great ease and comfort because of those who are working there with sincerity and hardship. There are many people who buy and sell utensils. Besides, there are other professionals in our society who contribute a lot to develop our life by their physical and intellectual labour. For example, black smiths, carpenters, garment workers, drivers of vehicles, weavers etc. We will show honour to those class of professionals.

Individual Work :

Write a paragraph about person, known to you who either make or sells various utensils of everyday use in our life. Before writing, you have to know from that person, how he works and how he makes balance of the intellectual and physical labour in his work.

Lesson: 6**Method of writing: Preservation of meritorious enterprise**

It is certainly not that man is thinking only now. Man has been contemplating since the primitive age. Every moment he is thinking how to improve life and make life riskless and comfortable. And while thinking and contemplating, man has invented various sorts of things. How will people of a country or of a century know of any invention of another country or century? There were many problems due to this in the past. In order to inform someone of something either one had to go physically or send representative. It was a matter of difficulties. Moreover, think, people of one age invented something or made a machine, people of later age had no way to know how that machine was made. That was why, writing method was invented i.e. man learnt how to write. It cannot be known in details when and how writing was commenced on. So far we know, the oldest practice of writing was among the Phoenicians up to now.




Egyptian writing

At the very outset, writing was picture-based. Man used to make understand the language of their mind by means of drawing of real life event, tree-fish - river-mountain-man etc. These pictures decorated one after another became each sentence. But writing this way was very difficult and time consuming. Therefore man gradually started to use simpler signs.

There are some interesting stories about the origin of inscription or writing. According to a Chinese tale, a man of dragon-face named Sang Chien formulated Chinese letters.

According to an Egyptian tale, god Thoth, whose head was like a bird and body was like that of human being, introduced Egyptian letters.



According to tales of this sub-continent, god Brahma originated ancient letters of Indian sub-continent. So, that alphabet was named after his name- "Brahmalipi". Our Bangla letter comes from this Brahmalipi.

The invention of writing method is a huge break through for human civilization. This invention, in one way, is the result of hard practices of intellectual labour, on the other hand much meritorious enterprise of man have been created. The result of this meritorious enterprises such as the inventions of science, ancient lifestyle, civilization, history, different nations and countries, natural resources. about all these could have been preserved through writings.

Every one could not write in the ancient time. Those who could write were called 'penman'. There are many 'penmen' even now in our country who write different deeds.


Lesson: 7**Can you say- which one is what?**





There are pictures of many professions below. Write down which is intellectual labour and which one is physical labour along with explanation. Why have you have branded that task as either intellectual or physical labour?





One example has been solved out-







Teaching is a kind of intellectual enterprise. Because a teacher has to read, think and plan in order to teach in the class room. Since merit has to be exercised for a teacher-ship, so teaching is a kind of intellectual labour.










Lesson: 8

Robot: impossible turned possible

Man had been thinking since the ancient past of making something which would carry out our orders, do our dangerous tasks as well! There are many tasks which are very difficult or impossible for us to do. Man has invented robot to get these types of tasks done. Well, you certainly know what robot is, don't you? Robot is a machine man. It is made of nut, bolt etc. It cannot do anything by itself.



Different types of robot

What are you thinking while you see these pictures? It is not that easy to make a robot. But if we want it from the core of our heart, of course we shall be able to make a robot. That is why we have to study a lot and take necessary preparation.

Well, do you know when and how the idea of robot came into human mind? The great scholar Aristotle first thought of robot. It was he who told people first of this idea in 320 BC. At that time there was the practice of 'slavery'. Many people had to serve the master as slaves and had to do different types of work. They had to undergo much hardship. Watching this, Aristotle became very sad. He thought himself "Could I make such a machine which would execute any task on order!"

Individual Work :

Which is the most difficult task around you? Think a while-then draw an imaginary robot which would be able to do that task. Give a name as well.

There had not been any research on robot since Aristotle's effort. In fact, there had not been that much developed technology. So, man could not make robot. Another man of genius, Leonardo da Vinci, attempted to make robot many days after Aristotle's thinking. Leonardo da Vinci was a man of extraordinary intellectual labour. He planned innumerable inventions of modern science. His plan of making robot could not be reflected into reality like many other plans for technological limitations.



Afterwards, man had efforts to make many small robots in between 1700 to 1900 AD. Some of the inventors were successful to some extent. Jacques de Vaucanson was one of them. He made a robot duck which could extend her throat and move her wings.

In 1913 Henry Ford in his vehicle factory for the first time engaged an automatic machine to execute some tasks. Automatic machines were started to be called as robot from 1920s. Playwright Karel Capek founded the word 'robot'. That was the beginning. Robots were made one after another. Some robots work in a mine, some other cleans room, some of the robots work in factories. Again some robots are sent to the space. Now a days robots have been made as such it can speak like human beings, dance, even can cast their eyes to different directions.




Robot is preparing car in the factory

Making robot is the example of the intellectual labour. To make a robot, one has to read and know so many things, learn many skills. Along with this, intelligence, the capacity of taking ever new thinking, brain storming and proper elements are also needed . Could you think a little- how it would be if some friends together could have made a robot!

Lesson: 9

Space adventure


Man could never deviate from the allures of the space. Man does not have any end of curiosity about the mysterious unknown space. That is why, from the drawings of painter, to writing poems, story – in everything there is the presence of reflection of thoughts about space. Could you remember- what are the examples of paintings, writing poems or story? They are instances of intellectual labour. There are many writers who write fictions. In these stories, many things are being written about science. So these stories are called science fiction. Those who writes fictions are called science fiction writers. May many of you be science fiction writers.



Those who go to the space not in imagination but in reality, are called astronaut. One has to study extensively to be an astronaut. In addition, one has to know a range of technical skills. One has to be physically fit as well. One can go to the space only by receiving training for a long period, taking part in different examinations and obtaining a satisfactory result of the examinations.



Sohag and Sonia are brother and sister. They want to be astronauts in future. So from now on they are attentive to physical exercise and balanced diet to keep their good health and to study.



Flight of balloon

We can be rocket engineer, space scientist and many more besides astronaut. Even we can be designer of buildings if human being decides to build settlement in other planets other than earth. Ever we can be fashion designer for aliens of other planets. Isn't it interesting? Well, do you know how was the starting of space expedition of human?

The dream of human beings to fly in the space dates long back. Britain started balloon-flight in 1912, though that effort was a failure. The first artificial satellite, sent to the space, was Sputnik-I which was sent by the then Soviet Union. Well, what do you know about satellite?



airship

The object that revolves round the earth is called satellite or moon. For example, moon revolves round the earth, so it is the 'moon' to the earth. Moon was not made by human beings. Therefore, moon is called natural satellite. The objects revolving round the earth, made by man are called artificial satellite. You can make such an artificial satellite in future if you want. But for this you have to study on this subject. Satellites are very essential. Many things which includes watching television, getting the weather forecast, using Internet, have been possible due to artificial satellite. You can become a telecast specialist of television or of other communication media in future. There is a good demand of this profession now-a-days.



Artificial satellite



how satellite works

Individual Work :

Think that you have gone to a space adventure. Suddenly you have met an inhabitant of some other planet. Now prepare a list of questions to ask him. Do not forget to ask his profession.

Lesson: 10

Self-respect in education and work place

Mostafizur Rahman is serving in a bank as a very high official. It has been his dream to serve in a bank since his boyhood. It is because he has considered 'banking' best of all the professions. So he studied very attentively to be a banker. After passing the competitive examinations at the end of his studies he got a job. Now he is a successful banker because of his devotion and honesty for his work. He is very much keen about self-dignity. A man of self-dignity becomes very honest. He has got a job in a bank by means of studying and achieving a good result in the examinations. Many people get job by the

unethical means. He does not support anything unethical. He refrains himself from all kinds of illegalities. He holds the belief, 'reverence lost once, does not come back'. He respects and loves the members of his family. He shows respects to his neighbours and does not do anything that may cause any difficulty to anyone. He says- those who remain busy in quarrels, causes harms to others, jeer at girls on the streets, do not respect friends -neighbours, commit unethical activities for getting or giving employment – they all lack self-dignity. A person having self-dignity cannot do any of these activities.



If we want to be a person of self-dignity, we will not adopt unfair means in the examinations, will not copy from friend's scripts, will not do anything unethical in order to get or give employments. We shall get jobs with our own eligibility. We will never deceive our own job. We will hate those who neglect their work in their offices.



Many people tell lies, being on the street or going to the market, tell, 'I am in the office.....' we will not do such. Those who have self-dignity, they always speak the truth. There are many who destroy resources of others. They damage the resources of the country. Some people demolish vehicles on the roads in the name of movement. Those who do such do not have self-reverence. We will not be like them.



Those who neglect their work, do not have self-respect. Those who have self-esteem, do not neglect their job. We shall never neglect our work.

A man of self-dignity respect all irrespective of class and creed. They love and respect people of all religions and races. We shall love and respect all also.

A self respected student goes to school and studies regularly. He/She prepares his/her lessons properly and appears at examination with self confidence.



A self respected student carries out duties properly in all situations with integrity. The long cherished self-dignity of a student makes him/her a complete self respected person in future.

A teacher of self dignity attends to his classes on time, takes care of the student in their studies and directs learning activities regularly. He evaluates all students impartially in their examination. He helps backward students fill up the laggings by means of taking extra care

Work

We are all students now. We all have aims in life. All of us want to be professionals when we will be grown up in future. We want to serve people, some of us being govt. employee, some are scientists, farmers, businessmen, even some of us being philanthropist. Whatever we will be, all of us will possess self-dignity.

Let's prepare a chart of what we will do and what we will not do in our student life and in our work places.

Student life

Dos/will do	Serial no	Don'ts/will not do
	01	
	02	
	03	
	04	
	05	

Work Place

Dos/will do	Serial no	Don'ts/will not do
	01	
	02	
	03	
	04	
	05	

Lesson: 11

Do I have self-esteem?

We have studied 'self-respect' in class six and seven. We have learned what the nature of self-respect should be in our life. We have also known what a man of self-respect does and what he does not do in student life and work place. We shall certainly try to be a person of self-esteem in our personal and professional life. Let's clarify today how far we have self-respect. For this we shall read the following sentences and instructions and then we have to decide whether we do that always or often or hardly often, on the basis of category, we shall put marks in the respective box. One has been done for you.

Serial no	Instructions	always	Very often	sometime	little	Very little
1.	I speak the truth.	5	4	3	2	1
				3		

Let's start now-

Serial no	Instructions	always	Very often	sometime	little	Very little
1.	I speak the truth	5	4	3	2	1
2.	I try to do my task accordingly					
3.	As a gentleman I try to do good deeds.					
4.	I protest against all kinds of injustice					
5.	I avoid all kinds of corruption.					
6.	I try to do all works in time.					
7.	I want people to respect and love me.					
8.	I respect the elders and love the youngers.					
9.	I do my assignment myself and usually do not depend on others.					
10.	I call 'good' as 'good' and 'bad' as 'bad'.					
11.	I want to be an honest, professional and eligible man.					

Now we will add up the marks, given instructions in the boxes.. We will see the result of the addition and read the remarks below-

50-41: Very good. You are a person of self-esteem. You will always try to remain as an accomplished person. You will also try to help others to have self-respect.

40-31: You are almost a person of self-esteem. If you become aware, you can increase your self-respect. For that reason you should take advice from your teachers.

30-21: You have all the components of being a person of self-respect. So you have to try to be a person of self-respect. You have to practice and exercise that a person of self-respect does and that you have learned from the instructions of the teachers with the help of the friends.

20 and below 20 : You have to try to be a person of self-respect. If you become a person of self-respect, all will respect and love you. Therefore, you should try yourself to do accordingly that people of self-respect undertake and commit.

Lesson: 12

Self-confidence in student life and workplace

Everybody says that self-confidence brings success. Self confidence has an important role in education. We find a deep and hidden relationship between the two. On the one hand, a truly educated person grows up with self-confidence; on the other hand, a self-confident person can acquire and practice desired changes happening in the multi dimensional development and outbreak of education. Let us try to know what characteristics a self-confident student possesses.

Self confidence means the confidence on one self. So a student should reflect it in his/her every action. For example, you have to be present in the class room in time and participate in teaching- learning activities actively. You have to take part in individual and group activity effectively, to answer the questions clearly and rightly to assess the lesson, to take positive and organizing role with the teachers to face any critical situations for maintaining discipline in the class. Besides, you have to do homework properly and take part in co-curricular activities with confidence. Then a sense of confidence will grow in yourself. At the same time,

multi dimensional flow of education will be in ahead. However, a self confident student will be able to lead successful and aesthetic life through the simultaneous practice of self-confidence along with the student life.

It is more important that man becomes confident in their profession. If man does not have self-confidence at work, success becomes impossible. Man can accommodate himself among people through work, can avoid being forgotten and get access into the golden page of history.

But what does 'being confident' in professional world mean? How can we become confident in our professional field? Those who are successful in their professional spheres, what are their characteristics- we shall try to know all these.

The first characteristic of self-confident people is 'self-reliance'. No good can be done without 'self-reliance'. Self-reliance is achieved through the accomplished works of self-efficiency, ability and obtaining the recognition of eligibility. Think, you stood first in the 'extempore speech competition' of your school's cultural programme. Then you will have trust upon yourself that you can speak out of yourself in front of all on any topic for some time. Or think, a story written by you has been awarded in the story writing competition at the national level. Then a trust will grow in you that you can write stories.



The second component of self-confidence is courage. Many of us can do many things. Some people know many things, but due to lack of courage can neither say nor accomplish. We can gather proof of father of the nation Bangabandhu Sheikh Mujibur Rahman's courage from a story of his childhood years. At that time he was a student of class seven in Gopalgonj Mission School. At the same year, two prominent leaders ministers Shere Bangla A.K. Fazlul Haque and Hossain Shaheed Shorawardy came to visit Gopalgonj. During their visit of the Mission School, young Mujib and his companions blocked their way. The headmaster started panicking and tried to move them out of the way but he didnot move. He demanded to the ministers that the broken roof of the hostel would be repaired.



Shere Bangla immediately allocated some money from the non-government fund for the repairment of the roof. In this way, it is by dint of his courage and self-confidence; he became the leader and guide of the nation of the mass people of this country.

Another component of self-confidence is 'awareness'. A self-assured man is always aware of himself and of his surroundings. A self-assured man always notices whatever is happening all around him and what he is doing. Without knowing, understanding one can have blind faith, but not self-confidence.

People of self-confident nature always get down to work with a work plan. They adjust foresightedness and wisdom in their planning and work. As a result, the possibility of their success increases. Those who have not foresightedness cannot become self-confident. If planning is done along with foresightedness, different types of unexpected obstacles are to be faced.

A self-assured knows that nobody can do a work for a long time without having love for that work. So they do not select such profession for which they do not have fondness or likings.

So, if we want to be self-confident especially in regards to any assignment, then first of all taking a profound observation, a good planning has to be prepared. One has to go ahead according to planning along with courage. From observation to preparing plans and implementation-in all respects we have to be self-reliant. Only then we can be successful.

Individual Work :

Take the interview of a professional person. Talk to him and try to know how self-confidence helps him in the jobs he does. This professional person can be your father-mother, a neighbor or some other person.

Group work :

Invite 5/6 successful students from your seniors and talk to them how self-confidence helps them in their success. Maybe each of them is a good debator or a singer or an artist or successful in studies.

Lesson: 13

Let's find out how much self-confident we are

Let's find out our self-confidence level.

Ten instructions are given below. We will read the instructions and then decide whether we do that always or often or sometimes. On the basis of category, marks will be awarded in the following boxes. We all will answer honestly and very promptly. We will not delay or answer copying the friend beside. We will put marks according to the rules of previous lesson.

Let's begin-

Serial no	Instructions	always	often	sometime	little	Very little
		5	4	3	2	1
1.	Before taking any decision, I try to know others opinion about this.					
2.	After the decision being taken, I start the work with firmness.					
3.	I think about the impact of the decision taken on others as well.					
4.	I move forward to solve problems with courage.					
5.	When someone asks me to do something unjust or unexpected, I firmly say no.					
6.	When I am asked to say something about myself, I hardly find anything to say.					
7.	I try to do something by myself rather seeking help from others.					
8.	I can discuss with all from junior to senior about any important task.					
9.	I complete my daily activities timely through proper planing					
10.	I am always eager to do something new					

Now we will add up the marks, for each instuction in the boxes accordingly. We will see the result of the addition and read the remarks below-

50-41: You know who you are and what you want to be. You are very self-confident

40-31: You are almost self-confident. But if you want, you can perform better.

30-21: You have got the components of being self-confident. You ought to engage your courage. You shall have to shake off the hesitation you have inside you. And for this you have to be aware of your weakness.

20 and below 20 : You have to try to be self-confident. To be self-confident, you have to rely on your self-thinking and judgement to be self-confident. Practise yourself to be self-confident with the suggestion and help of your teachers and friends.

Lesson: 14

Creativity in education and work place

We all want to be established in professional life by studying properly. Someone thinks when she/he is grown up, he/she will be a teacher, and someone thinks he will start a business. But one has to be creative to become successful in any work in student and professional life. A creative person can perform well in any work. For example, a creative student proves his/her creativity by taking part in co-curricular activities along with study in school. Let's see the characteristics of creative people-

- While doing something new, walking in a newtrack, failure may deliberately come. Those who are not creative they do not take this risk. They walk on the known track, do the known work. They imitate others. And those who are creative are not afraid of doing something new, rather they always want to do something new, want to move in a noble approach.
- Those who are not creative do not maintain logic. For example, a person dreams to be a physician in future because he/she will earn a lot of money. So the person will be happy. But a creative person or a physician treats

happiness from another side. He/She never emphasizes on earning money. Instead, he/she emphasizes on his/her own choices, liking disliking etc. and to do something new along with the service of humanity. He/She is very much pleased with it.

- Those who are innovative like sports and take part in cultural activities. They not only keep themselves cheerful but also make their surrounding environment joyful.
- An important characteristic of creative persons is that they are open minded and freedom loving. They share their sufferings, their happiness, their achievement with all. They love to live together with all. They think it is not possible to live well alone. So all should try to live well together.
- An innovative person does not believe anything blindly. They always try to find out the truth. They are always in search of truth and try to find out a relationship among different things.
- Those who are innovative do not work for any reward. Innovative people find pleasure in the work itself. They consider getting the work or to be able to do the work is the reward.
- Ingenious people think and consider different aspects of society and life. They love to think how they will be able to do their work in a better way and do properly.

Individual Work :

We have read the features of an innovative person. Let's do a creative task now. Each of us will write a paragraph in 100-150 words in our own note books.

The title will be-

'How I will be innovative in student life'.

Lesson: 15

Am I innovative?

Often we listen to the stories of ingenious people. Are some of us actually creative or everyone? True answer is-all of us are innovative; someone is partially, someone is highly innovative. Those who are a little creative can be more innovative if they want to be.

Let's see, how innovative we are. We shall read the following instructions and decide whether we do that always or often or sometimes. Then, on the basis of category, we shall put marks in the respective box. Marks have to be given like the previous lesson.

Let's start now.

Serial no	Instructions	always	often	sometime	little	Very little
		5	4	3	2	1
1.	I like to think freely.					
2.	I can adapt in any type of environment.					
3.	I think about the problems of my surroundings and try to find out the way to solve the problems.					
4.	I prefer open, free environment to control situations in any matter.					
5.	I enjoy thinking about any complicated problem of any subject.					
6.	I can remember whatever I listen to. I listen to everything very attentively.					
7.	I enjoy writing something new, learning a new lesson, drawing something new.					
8.	When I see something new (which is unknown to me) I become very eager to learn that.					
9.	I do not like guide books. I enjoy writing answers to questions of my own language.					
10.	I try to find out the answers to the questions of what are happening for what and how.					

Clarification is over. Now marks given by you in each of the boxes will have to be added. What is the result of the additions? Know yourself according to the results of the additions.-

50-41: You are a very much innovative person. But goodness is unending. So, always try to be more creative.

40-31: You are creative enough. But you have opportunities in some areas where you can perform well. So you should try to perform well taking help from the teachers.

30-21: The characteristics of a creative person should have are prevalent in you. So in order to be more innovative you have to do more creative activities. Try to be more innovative taking help from your teachers.

20 and below 20 : you have creativity hidden within yourself. Therefore, you should take help from your teachers, friends, classmates and family members. You should think about the nature surrounding you. What are our problems, how can these problems be solved- you have to try to find out the solutions to all these questions. Try to learn something when you see something new.

You have seen the level of your creativity. But it is not the final test or justification. He is the real creative who can express innovation through work.

Sample Question

Multiple choice Questions

Put a tick mark on the correct answer.

1. Which of the following is the example of the labour of merit of the cave dwellers?
 - a. To hunt and eat up that all together.
 - b. Travelling on foot.
 - c. Selecting out liveable riskless cave.
 - d. To see the sky and sleep.

2. How old is the ancient civilization that grew in the land of Bangladesh?
 - a. Five hundred years old.
 - b. One thousand years old.
 - c. One thousand and five hundred years old.
 - d. Two thousand and five hundred years old.

3. How was the ancient alphabet?

a. Letter based	b. Picture based
c. Geometrical shape based	d. Letter based

4. From which of the following Bangla alphabet was originated ?

a. Egyptian	b. Greek
c. Brahma	d. Chinese

5. Characteristics of self-confident human beings are -
 - i. rely on oneself in any work
 - ii. to perform in cool brain.
 - iii. to show annoyance with the work of disliked person
 which one is correct below?

a. i	b. i & iii
c. ii & iii	d. i, ii, & iii

Read the following passage and answer questions 5 and 6

It was not possible to form a debate team of class eight for a debate competition with class nine, whose team was formed at Joynagar Secondary School. Two from the beginning roll no holder students give consent but short of one. Shathi, who was the last rolled student expressed her opinion to participate. The teacher permitted her. At the end of the debate, Shathi won the best speaker's award.

5. What feature is evident in Shathi?
 - a. Merit
 - b. Self-confidence
 - c. Self-esteem
 - d. Awareness
6. As a result of Shathi's virtue
 - i. her self reliance will be increased
 - ii. longing for award will be developed
 - iii. increases the courage to take risk.

which one is correct below?

- a. i
- b. i & ii
- c. ii & iii
- c. i, ii & iii

Creative Question

Both Jamil and Kamrul have learnt furniture making skill from Mr. Nurul Islam. Both of them are in business. Jamil always follow Mr. Nurul Islam in his work and contacts him in case of any problem. For this reason he has not fallen into risk. Many people praise him for this. On the other hand, using his learning skill, Kamrul take different new orders. The clients praise him for his newly designed furniture production.

- a. What is Robot ?
- b. Describe one of the characteristics of a self confident person.
- c. What feature is noticable in Kamrul's work?
- d. Evaluate Jamil's getting awards in work in the context of text book.

Chapter Two

Our work: done by others

We all are to do many important jobs to earn our livelihood. We do some of these by ourselves and help of others has to be taken for some of the works. The idea, importance and the people who do these types of work have been discussed in this chapter.



At the end of this chapter we will be able to:

- analyse the advantages of doing daily necessary personal tasks by self;
- analyse the importance of the necessary work of other family members in our daily life;
- evaluate those works done by people outside the family members in our daily life;
- help family members;
- perform physical labour in real situation;
- express positive attitude towards work;
- show respect to the people engaged in different works and their professions and
- be interested to do necessary daily work.

Lesson 1-4:

Why one should do one's own work by self in daily life



Group Work:

Stand up 2/3 of you who do personal work by your self in your daily life. Describe the works you do by yourself and how you get benefit out of this.

There are different types of works in our everyday life. Usually we do all these by ourselves. But there are many who do not do by himself/herself or want to do. Nevertheless, you can understand thinking a while the pleasure of doing work. Famous people also used to do personal works by self. Even they did not allow others to do the personal works. If the work is done by self, the work can be done accordingly and timely and money can be saved as well as the work can be well executed. The importance of personal work decreases being done by others. Besides, doing work keeps both body and mind refreshed. Many advantages can be enjoyed if we do our work by ourselves in our daily life. For example-

The reverence for work increases

The reverence and eagerness will increase if personal work is done by self in daily life. A kind of admiration grows for the work while doing the work repeat-

edly by self. Your respect for work or works of others will increase through this. Then no work will seem inglorious to you .

Can be self-reliant

In course of time, efficiency increases while doing personal works by self repeatedly. As a result, self-confidence grows and one can be self-dependent in any work. You will not enjoy this advantage if you get your work done by others and you will have to face problems in respect of different works in future.

The sense of duty and obligation increases

A positive attitude towards work comes upon while doing personal work by self and one will consider oneself as important of the family or society. Along with this, you will be eager to shoulder the responsibilities towards family and society when you will do your works by yourself.

Problems can be solved

Sometimes it happens that members of the family cannot remain present due to some sudden problems. Then it becomes necessary to do some important works of the family along with one's own work. No difficulty arises in the emergency moment if one has got the experience of always doing one's own work by self and any problem can be solved.

Leadership quality develops

The ability of leadership will be developed while doing one's own work by own-self. When you will do your own work by yourself, different procedures will be known to you and through this you will be able to get your work done by others at emergency. Besides, you can give suggestions according to your experience to others along with younger brothers and sisters.

Body and mind remain refreshed

Body and mind remain refreshed if any task is done, because of the movement of the muscles of body and physical exercise being possible through work. Due to do work every day, the body remains fit; so it is possible to work in a pleasant mood, the mind also remains cheerful. It becomes possible to keep both mind and body fresh if one' work can be done by own-self.

The ability of creativity and inventiveness flourish

Man finds out many ways of doing work with least time and labour while

doing work repeatedly. He always tries to invent something new, such as to work easily following scientific method, inventing ever new method and skill to work keeping pace with time and to make usable things with additional, left over things etc. Such spirits of doing new things will be made up while doing one's own work by own-self and through this, your creativity and inventive power will flourish.

Tolerance increases

Tolerance and patience are very important in regards to doing any task. The temperament gets furious if one cannot complete work in time, bring the result of the work in his/her own favour or there is any mistake in work. Many lose the capacity of endurance. Yet tolerance is very important to be successful. Man gets the teaching of tolerance through habit of work, trying repeatedly making mistakes and the outcome of the work while doing work regularly. Therefore, it is evident that ability of tolerance can be gained through doing one's work by own-self.

Efficiency and experience increase

The importance of experience and efficiency is much in regards to doing work. The more a person is experienced and efficient, the more proficiently he does the work. Experience and efficiency can be achieved only through doing work, and the more one does work the more he/she becomes experienced and efficient. Your own experience and efficiency will increase through doing your own work by yourself and you will be able to do any kind of work efficiently.

Intellectuality and personality flourish

Every human grows up as an individual entity since her/his birth. Every person has own personality and attitude. The personal entity and thinking of human change and get sophisticated with the growth of age. The personality, intellectuality and likings are expressed through one's work. Through doing one's own work by own-self, the flourishing of intellectuality and individual entity become easier.

Skillfulness increases and can be diligent

An intense eagerness towards work grows in human while doing work repeatedly. Respectfulness towards work, efficiency, experience being achieved, those people complete any work quickly. They execute the work faster. If eagerness to work persists it is possible to remain work-spirited and ever

active in any work. Through doing one's own work by own-self, one can become diligent and full of work-spirited.

Idleness being driven away

Idleness of man goes away through doing work. Idleness makes man inactive and exhausts the mental strength. Laziness comes upon man due to not working and even they cannot do or become able to do any work at serious emergency. Through doing one's own work by own-self, idleness goes away and work spirit increases.

Fear, shyness and inferiority complex can be eliminated

Fearfulness, shyness and inferiority complex towards work will be eliminated through doing work. There are many people who feel shy at and are afraid of doing work. Again there are many who suffer from inferiority complex, they are always afraid of people speaking ill of them from behind. If one does one's own work self-confidence increases. If someone has any kind of fear of work, that fear goes off through doing works. Furthermore, to do one's own work by own-self is nothing disgraceful rather a matter of pride. That is why, through doing one's own work by own-self, shyness and inferiority complex go off.

Let us read the following story carefully:

Musfiq is 14 years old. He reads in class eight in a high school. They are of one brother and one sister. Elder sister reads in class eleven in one of the colleges in upazilla. Musfiq's father is a diploma engineer and his mother is a housewife. Musfiq is a bright student in the school. All the teachers love him very much. But Musfiq does not have attention to any other task except for study. Rigging up mosquito curtain, arranging bed, keeping the reading table in order, arranging school bag, washing clothes etc. are done by others.

Musfiq's maternal uncle is a teacher. His uncle has come to visit their house. Uncle has found him in gloomy mood. He is fully wordless, not saying anything. On some other occasion, he might have been restless with a great happiness. Uncle thought that he might have become upset on someone. Sitting beside him, uncle wants to know the cause of his gloomy mood with affections. Musfiq said, "Uncle, our teacher has taken me to task today. I have felt a great shame in front of other students that is why I am in sad mood." Uncle requests him to tell him the whole story.

Musfiq started to say, "Going to school in the morning, I find everybody laughing at me. One of my friends says that they are seeing a lot of dust in the back of my pant and everybody is laughing. I have felt like weeping with shame. It has been our Bangla examination today. Reaching the exam hall, I find that there is no pen in my bag. I do not find any pen in spite of searching the bag thoroughly. Teacher scolded me seriously for not having pen.

After that I came home. Science teacher has given home work. While searching the science book in the afternoon, I find that the book has been kept beside the window in such a way that it has been spoilt in the rain. So I have not able to read. For these reasons my mind is in gloomy state. What should I do uncle?" Hearing the entire story, Uncle says, "Why haven't you noticed it carefully at the time of washing the pant? Nevertheless why haven't you taken the pen at the time of arranging bag and the reading table?" Musfiq says, "Rahim (man servant) has washed the pant and he has also arranged the reading table and school bag."

Uncle perceived where the actual problem lies. He says to his nephew, "Listen if you had done your own work by yourself these problems might not have taken place because you would do the work properly. From now on you will do your own work by yourself. Then you will not have to be shameful and face the scolding of teacher. There is no benefit to be sad now. Let us collect a science book. Soak your pant with detergent power before going. After returning home wash your pant well.

From then, Musfiq could realize his own problems. He does his own work by himself. That is why he has never been in shame and has to listen to these scolding any more.

Individual Work : Write down the answer to the following questions:

1. What were the reasons of Musfiq's being in gloomy mood?
2. Write down what more problems may arise if self-work is not done by one's own-self.
3. Why isn't there any trouble of Musfiq due to his performing his work by himself following the advice of his uncle?

Group Work : Clean the classroom on weekly basis being directed by the teacher in small group

Advantage of doing own work by own self and disadvantage of not doing:

There are many advantages of doing own work by own self. It becomes possible to perform a task according to own wish if it is done by own self. Because nobody knows better than you how you will do the work. Moreover one's skill develops by performing own work and he need not to depend on others. On the other hand, one has to face many troubles if one does not perform his own work by self and it creates many problems. One has to face the problems of decreasing self-confidence, disliking of others' work, increasing the dependency on others, economic loss and so on along with these. Write down the advantages of doing own work by own self and disadvantages of not doing in the following table. Two advantages and disadvantages are given for your convenience.

Serial	Advantage of doing own work by own self	Disadvantage of not doing own work by own self
1	Work is performed in proper way.	There remain possibilities of mistake.
2	No pressure of work is being created.	Efficiency does not increase.
3		
4		
5		
6		
7		
8		
9		
10		

Lesson 5,6 and 7:

The importance of necessary works of family members in the daily life

There are many works in our daily life. There are some personal works and some works are related to other members of the family. These works of other family members are essential in our daily life. For example, if no member of a family buys necessary commodities and none cooks, every member of a family has to starve. Our life will be standstill if family members do not do their works. One has to depend on others and take help to perform various kinds of tasks in the family.

All of you think about the works of our family members in our daily life. Then all of you write down the essential works which are done by other family members in our daily life in the following table. Two works are written for your convenience.

Serial	Essential works which are done by family members in daily life
1	Cooking
2	Shopping
3	Livestock rearing
4	
5	
6	
7	
8	
9	
10	

There are many essential works necessary in our daily life like the works you have mentioned above and which are done by family members regularly. Have you ever thought that they do the works regularly; if they didn't do these works what would be the condition of the family? If nobody takes care of livestock in a family who have these, from where would we get them? If parents

and other members of the family don't take care of younger brothers and sisters, how are they brought up? If nobody cleans the house-holds what will be the condition? If parents don't help you to study how will you finish it? As family members do these works regularly, we can lead a happy life.

Group work:

What problems would arise if family members don't perform the essential tasks for which we depend on them? Discuss and present being divided into small groups.

All of you know that the works of family members except your's are very important in our daily life. Let's now know about the importance of the works of other family members in our daily life:

Food Management

Some family members manage food for other members. Father-mother, brother-sister or some other family members manage everyday breakfast-lunch-dinner by shopping and cooking. If they do not do these works, from where will the livelihoods of everyday of the family members be managed? For this reason, the works of other members of the family is very important in our life.

Living a beautiful life

The family members work constantly with a view to making the daily life beautiful. The family members make our daily life nice and enjoyable by working hard for keeping our house, home-yard, furniture and clothes neat and clean and keeping the house in order everyday. They help us to lead a smooth and happy life by their works.

Education

Family members show lessons and help to do school work of those who are in studies. Father-mother, brother-sister or other members of a family look after the learners regularly to keep their studies smooth and ensured. They provide different educational equipment like pen, pencil, paper etc. That is why, works of other family members are very important in our life.

Medical Treatment

If any member of a family becomes sick, other members of the family perform the task of taking him to doctor, undergoing different tests, buying medicine and feeding medicine. It is not possible to get doctor or nurse immediately for serving if someone of a family becomes sick suddenly. At this moment family members give him primary treatment and then take him to doctor. In this case the works of other members are also very important.

Livestock rearing

We get protein from different types of domestic animals like cow, goat, buffalo and poultry. Among them milk, meat etc. Eggs are favorite to many of us. Again we make compost with the stool of the animals. Moreover, at present we get bio-gas as a fuel from stool of these animals. Family members do the needful which is essential to take care of these livestock to derive the above things from the livestock.

Besides these, we can learn many things from the works of our family members in our daily life, which are very important for our life. Proper direction is a very important matter to do any work. We get the direction to do work by the works of the senior family members.

We can learn different ways and techniques of performing task through observing the daily works of the family members. On many occasions, along with giving advices and suggestions they do the work themselves and teach to learn practically. Self-confidence, enthusiasm and inspiration can be obtained through the works of family members.

All of you read the following story carefully

Karim and Rahima are brother and sister. Karim is 14 years old and Rahima is 12 years old. Both of them study. Karim reads in class eight and Rahima reads in class six. Their family is very poor. Their father is no more.

Their Mother Saleha Begum maintains the family and education cost by working at the residences of other men. Buying essential commodities, she starts cooking after every day's hard work. She forgets her sufferings seeing her children's

face at the end of the day. Her children help her to do different works like arranging house and rearing up livestock.

One day Karim and Rahima found their mother very sick returning from school. Everything was lying in disorder in the house. Since mother was sick, neither shopping had been done nor cooking. Both of them felt helpless at the sickness of their mother; they could not understand what they would do. They wanted to take their mother to doctor. The neighbours also advised to take her to a doctor. So with the help of the neighbours, they immediately took their mother to the doctor. Within a few days their mother came round.

Individual Work:

Answer the following questions.

1. As a result of illness, what problems are taking place in daily works in the family of Karim and Rahima?
2. Explain in the light of above story why the works of other family members are important in daily life.

Group Work :

Being directed by the teacher clean the play ground/ garden together every month.

Lesson 8, 9, and 10:

Works not related to daily life



The pictures of different works which you see above, do not need to do every day, but they are very important for our life. There are a number of works like these which we will discuss in these lessons.

The works, man do to lead life beautifully are of two types. One is related to everyday life and the other is like daily life. The works which are man-

datory to do every day and troubles may arise without doing are the works belonging to daily life and the works which are not required to do every day or problems do not arise if they are done weekly or half yearly or yearly basis are such works not related to daily life.

For example, it can be said that preparing food is a daily work and repairing the house is a yearly task. Man does both types of work themselves and takes assistance of others as well. Our discussion is about the works done by people outside the family. Write down the list of some works which are not related to daily life and done by people outside the family in the following table. One of the works in three categories has been mentioned for your convenience.

Serial	Works not related to everyday life		
	weekly	monthly	yearly
1	Providing irrigation to the land of crops.	Hair cutting	Repairing house
2			
3			
4			
5			
6			
7			
8			

You might have noticed that in respect of some works which are not required to do daily, outside people are coming, doing those works and leaving. For instance, people of one region work, staying in the house of another region in the farmland according to season for cultivation, sanitary worker cleans the septic tank once in several months coming home, carpenters or masons come once in a year for repairing the house, painters paint the house, tree-cleaner cleans trees once in several months, law and order agency gives protection to life etc. Furthermore, there are as many more important works in our life which are done by others. For instance, fishing of fishermen, running shops of shopkeepers, sellers of green groceries, livestock rearer, drivers of different vehicles, physicians in case of being sick etc. We need to buy rice-lentil, fish-meat-vegetables very often. We need to go to different places and buy articles from shops. We do not do these works directly but these are part and parcel of our life that means our work done by others.

Group work :

You will have to take part in the debate on- "All the necessary works of daily life can be done by self."

People who do the works not related with everyday life.

We are to do different types of work in our family life to lead a life beautifully. It is not that we do ourselves all of these works or possible to do all time. There are some works which are not possible to do without the help of others. Help of some people, other than family, members has to be taken to get these works done. Respective professionals do these for us.

If you think carefully, then you can find out that the people who do this types of work, are your nearby people, neighbours, people of same village or same area. Many of them are formerly known and well acquaintance of you. Among these peoples whom are expert, they do these types of work.

Importance of the works

In respect of making our family life moving the importance of the works done by the people other than the family is immense. Let's discuss below the importance of the works done by others in our life.

Supply of commodity

Many articles are needed to lead our daily life. For every day food consumption management, we need rice-lentil, different vegetables, fish-meat, milk, grocery items, or for studies different articles are needed along with book, exercise, book, pen etc. Fishermen, farmers, milkmen, businessmen and shopkeepers with their skills and labour supply these.

Infrastructure development

The field that comes up is infrastructure development if we want to judge the overall development of the country. The engineers and construction labourers of the country are contributing immensely through their work. They are keeping their contribution in the overall development of the country through building different infrastructures in addition to building of homes, office-court, constructing and repairing roads, dredging out pond-stream-canal, constructing ports and markets. For this, the importance of work of engineer, construction labourer and other labourers is so much.

Communication

We need to go to different places due to some necessities of our life. To do some official work in addition to going to offices of employees, visiting somewhere, going to schools of the students, man needs to move on the roads. Communication workers and drivers manage people reach their destination safely in time through their work.

Recreation

Fresh recreation is an integral part of life being led. Writers, actor-actress, radio and television workers do tireless labour for the recreation of man. Different players give amusements through their sports. The workers in the park, theatre, cinema hall, museum provide us pleasure through their services.



Food production

Food is one of the fundamental rights of man. The peasantries of the country are playing their role in food production by cultivating different crops and harvests with ceaseless diligence. Farmers do the agricultural works, fishermen fish and herdsman bring up livestock; thus they all play important roles to make Bangladesh 'self-sufficient' in food.

Living a sound and healthy life

People go to hospital when they are sick or attacked by diseases to take treatment. Physicians and nurses of that hospital serve people to be cured. They help people to live in a sound, healthy and disciplined manner through their works. This is why, the works of physicians and nurses are so much important in our life.

Security

Different crime based works including stealing, robbery, hijacking do not let people live in peace; people suffer from absence of security. Law and order enforcing agency do different types of work at different levels in all respects of the country in order to give people security. Furthermore, armed forces and border guard contingent are working ceaselessly to defend country from external enemy. They subdue different crime based works and provide people security through their works.

Living a beautiful life

Different people in different ways work constantly to make life beautiful. Cleaners keep areas clean every day, workers of electricity, gas and telephone

toil day and night to provide people ceaseless service. Garments-workers make different types of fine dresses; other labourers make different furniture and utensils which arouse our sense of aestheticism. They help people to live smooth and beautiful lives through their works.

Group work :

Discuss the importance of the works, not required to do everyday that you identify first and present it on a poster .

Sample Question

Multiple Choice Questions

1. Which of the works is directly practice based work?
 - a. Reading the stories to be self-reliant
 - b. Doing one's own work by own-self
 - c. Getting works done by others
 - d. Observing creative works

2. Which of the works express the sense of aestheticism?
 - a. Having power supply connection at home
 - b. Keeping home and homestead tidy
 - c. Getting household works done by others
 - d. Wearing expensive costumes

3. The tasks that are not related to daily life -
 - i. road development, building port;
 - ii. digging pond and cultivating for own self;
 - iii. washing and managing own cloths.

Which one is correct below?

- | | |
|-------------|----------------|
| a. i | b. i & ii |
| c. ii & iii | d. i, ii & iii |

Read the following passage and answer question No. 4 and 5

From childhood Auni like to do all his personal and daily work. When his father-mother or any other offer him help, he expresses that he feels comfortable with his own work.

4. Which skill is indicated by Auni's characteristics

- | | |
|--------------------|------------------|
| a. Problem solving | b. Associative |
| c. Self-reliant | d. Communicative |

5. In future this characteristics of Auni will

- i. make him self-conscious
- ii. inspire him to be dutiful and responsible
- iii. increase creative and innovative skill

Which one is correct below?

- | | |
|-------------|----------------|
| a. i | b. i & ii |
| c. ii & iii | d. i, ii & iii |

Creative Questions:**Answer the questions reading the passage:**

Mr. Hashem is a cultivator. He has fifty bighas of land. He cultivates different crops in these lands in accordance with seasons. Farmers come from different regions to do the work of cultivation in his lands. They do these works staying in the house of Mr. Hashem. Mr. Hashem is contributing immensely in the food production of the country by means of his cultivation. Having passed engineering Sakib, his son presently is doing the job of road development and repairing in different regions of Bangladesh. About one hundred construction-labourers work under him.

- a. What is security?
- b. Why are the works of other members of the family important?
- c. What type of role is Sakib playing for country? Describe it.
- d. Evaluate the importance of the work of Mr. Hashem.

Chapter Three

Our Education and Work

Have you ever thought of a profession you will choose in future? Which subjects will you have to know to have this profession? Which skills will you have to acquire? And how can you acquire these skills. What type of capability or quality do you need to be successful in your occupation? We will discuss all these in this chapter. Let us know the ways to succeed in profession or work place, the relation between student life and service life and the next step of education.



After studying the chapter we will be able to:

- explain the ways to achieve required abilities to succeed in workplace;
- explain the relationship between education and work;
- analyse the relationship among the studied subjects with employment;
- identify the self eagerness and intension to choose the group and subjects in next step of education;
- write a report explaining the necessity of self- employment;
- participate in a programme for income generation in school;
- to be interested to know the importance of different branches and subjects of the next level of education and
- to express positive attitude to continue learning process.

Lesson 01 and 02: Key to success in work place

In earlier class, we have achieved ideas about the qualities to succeed in work place and in education. Let us see which quality is fit for what.

Group work :

Some abilities and skills are listed below. Discuss in group how these skills may be practised in classroom or in school and in work place. Think about an example for each case and write down in note book according to table.

Sl. No.	Ability/Skill	How to practise in school?	How to practise in work place?
1.	ability to memorise		
2.	to do work timely and to submit it in time		
3.	listen carefully		
4.	to be reliable and dependable in work		
5.	to speak out organizedly		
6.	to take notes		
7.	able to do work by oneself		
8.	able to write or to express one's feelings through writing		
9.	ability to solve the problems		
10.	to be encouraged or instigated		
11.	to take the leadership		
12.	to work in an way organized		
13.	ability to work in group		
14.	to abide by rules		
15.	to be industrious		

We found that some common abilities or skills are necessary for each case; either it is study life or any professional life. However, there are some skills that are essential for certain profession. It means some skills are very common which are necessary for all professions to succeed. Again there are some special skills which are needed for some special professions. For example, the design done on earthen pot is necessary for a potter to know. You also can cite more examples of special skills yourselves.



Home work :

Talk to your father/mother/relatives/neighbours about the following.

- Know about his/her profession and skills needed for it.
- Make a list of the skills.
- Identify the skills which are comparatively common and which are special skills (necessary for specific profession)

Necessary abilities in workplace

A list of some professionals is given below. After consulting with your teacher you can invite each of the personalities at their convenience to your classroom and thus you can know what skills they need in their working fields. Let's see whom we can invite

1. a teacher
2. a physician

3. a gardener
4. a peon
5. a carpenter
6. a tailor
7. a fisherman
8. a boatman
9. a shopkeeper
10. an engineer
11. a farmar
12. a bank official
13. a government service holder
14. a nurse
15. a potter

Group work :

Each group will interview one person. For this, you prepare a questionnaire (what question you will ask). Ensure that no question given below is omitted.

Questions for interview

1. How long are you in this profession?
2. Which activities do you perform generally?
3. Which skills do you need to complete these works?
4. How have you acquired these skills?
5. Which skills are indispensable for your work?
6. What do you do to improve these skills?

Let us now prepare poster in groups by listing the skills for each profession. Then we mark on the common skills and the special skills with specific sign. We write the meaning of sign on the poster.

Now, we fix the poster of each group on the wall in the classroom. We all look at the posters of other groups. Then let us discuss.

Lesson 03 and 04: Qualities to succeed in work place

We have identified some essential qualities to be successful in work place. Now we will know about some common qualities needed for success in work place.

Group work :

We take some hard card or white paper and write the name of each skill on each card looking at following list in big size. Now each group take a card and discuss the skill written on the card in group. The discussion will be as follows:

- What does it mean by this skill?
- Why is this skill necessary?
- What will be the problem if one does not have this skill?
- How is this skill achieved?
- Why is this skill more necessary in certain profession/work place?

Now present the main subject matter of group discussion one from each group in the class.



Story of success in work place

Rodela is a banker. She has an emergency meeting today. She arrived timely to attend the meeting. The manager wanted to know who will take the responsibility of an important job. Rodela raised her hand instantly and said "Sir, I want to take this responsibility". The manager became satisfied and gave her the responsibility. Rodela had to perform some tasks through computer to carry out her duties. However, Rodela did not know only a single task of it. So she learnt that from her colleague. Rodela presented her assigned job in the next week meeting. Every body in the meeting thanked her with clapping. The manager said "Excellent".



Group work:

- Discuss the abilities and skills of Rodela focussed in the above story.
- Make a presentation on poster if she did not have the skills, what could happened.

Lesson 05 and 06:**Event of success in work place: Let us do ourselves.****Individual / Pair work :**

Make story for each incomplete event below like the previous lesson through which different abilities of a human would be focussed to gain success in workplace. Then draw a picture on the story.

Group work :

- Mina works at a tailor shop in the village. On this Eid
- Sabbir distributes letters in the villages
- Many patients have gathered at the chamber of Doctor Miron Kumar today
- Tahmina teaches Science of class eight in a school in district town. In the coming Annual Examination
- Bijoy Chakma works as a carpenter. Today
- It is raining heavily outside. Hasan Maji

Now I handover my own story to my class friend sitting beside me for reading and also show my drawing. I also read her/his writing and her/his drawing. Then make a list of abilities and skills focussed in the friend's story and jot down under his writing. Now we the two friends discuss our own stories and identify which abilities have been focussed.

Relation between education and work

Event 1: Mina learnt to make earthen things from her father since childhood.



Now she is learning to design beautiful flower, leafs on earthen things. She made two flower-vases herself with the help of her father. She designed on it and coloured it. Her father sold those two vases at a good price in a haat on last Saturday. Everyone of the family is eating pithas today to celebrate this.

Event 2: Maria is a pilot. She is to run a plane. So she has to gather primary idea of weather and different destinations. She gathered primary idea about different places of the world and of weather from her school. Besides she has acquired all these during the training about how to run a plane. So she is very self-confident.



Event 3: Bijoy Chakma works in abroad. He has to carry heavy loads from one place to another. Many Bangladeshis also do the same work like him. He sends remittance to Bangladesh every month. His father's treatment and younger sister's study are met up with that money. Many of his work mates have physical problems due to carrying heavy loads. But he is physically very well. Everyone asked him about the mystery of his keeping fit. He said to them, "I have learnt the ways how to lift up and keep down heavy loads in a training in the country." Another Bangladeshi Salam said "Ohh! I have no training on this subject".

**Group work:**

Discuss the above three events and take examples from personal experiences and then answer the following questions:

- How can we acquire the necessary skills of the occupation/work we want to be employed?
- Explain with examples the relation between the necessary skills and success in work.
- What may be the difficulties or problems for the lack of necessary skills in work place.

Different kinds of skills are necessary for each occupation or work. We can achieve these skills in different ways. There are some skills that we can acquire from families or from others without any institution. For example, handicraft, sewing, cooking etc.

Again there are some skills that require specific institutional education; for example-, teacher, driver, advocate, physician, nurse, engineer, architect etc. Specific institution for learning and training is needed for these professional skills. However, any training or institutional education helps us to improve our skills. For example, we can learn cooking or sewing from our family members, but various trainings on these subjects also help us to improve these skills.

Lesson 7, 8, 9 and 10: Subject studied and employment

Event 1: Sabiha has a wish to study ‘Pharmacy’ drug technology when she will be grown up. Because she is very curious about different medicines, their composition and effects. After the SSC result when Sabiha desired to study in Science, her teachers told her that the marks obtained by her in Science and Mathematics are not sufficient to study in Science group. Rather she could study Humanities or Business Studies. Sabiha’s teacher said, “You have done well in English. So you can study English Literature in next course of education”. Sabiha said “Madam, but I wanted to study in Pharmacy”. Madam said, “Sabiha, if you don’t have enough marks in Science subjects, you can not have chance to study in Science group. And you will not be able to study Pharmacy if you can not study in Science group now”. On the way to residence, Sabiha thought, “Oh! If I knew earlier, I could study Science and Mathematics more attentively. Now I have no way to fulfill my wish”.



Event 2: Ashraf got a job in a firm after passing from university. He has to communicate foreign company managers frequently. Sometimes, he communicates them through e-mail, over telephone or mobile or face to face meeting. He has to communicate in English in these cases. Ashraf is good in English. He always studied English with importance. He watched good English movies or programmes on television during recess. He practised English by talking to friends. So he can speak well in English with correct pronunciation. His office colleagues said, “Mr. Ashraf, you speak excellent English”.



We have read the stories of Sabiha and Ashraf. We get to know that there is a close relation between study life and service life. In fact each and every step of human life is interrelated and dependable. It is important to get success in the previous step to achieve the next one. It can be added that we have to choose different ways at different times of our life. Every way paves to employment of its kind. On the other hand, some ways of employment may be closed. So we have to try to pass every step successfully as if we can choose the right way justifying our wish, eagerness and ability. We will know the relation of some subjects with employment as example in the following few lessons.

Group work:

Discuss the answers of the following questions in group.

1. Why did Sabiha want to study in Science group? What was the obstacle in fulfilling her dream?
2. Explain, how did the study life of Ashraf influence his working life.
3. What do you want to be in future? Which subject do you have to study now? Which group do you have to choose for this?

Portfolio

Portfolio is a store of your works and different information about yourself done as homework and class-room activity. It is your responsibility to keep this record. It is better to keep this record in an extra page about your study, willingness, ability and possible occupation. It may be collected and preserved separately. In this way, your portfolio will be prepared including all the pages of important information. All the information of your willingness, eagerness, skills and values will be preserved in this portfolio. You will be able to read all these when you need. It will be easy to select your occupation/work and your higher education. You can prepare a good file to collect all these information.



You have to use a specific sign to mark the works collected for portfolio.

Group work:

Let us write the answers of the following questions discussing in groups.
We can discuss with our teacher if necessary.

Subject studied (For example-English/Bangla), Work and life Oriented Education

1. What do we learn in English and Bangla subjects? What skills do we achieve?

2. What is communication skill?

3. Mention 3 daily activities for which we need to have communication skill.
 - a) -----
 - b) -----
 - c) -----
4. Which 4 skills do help you all to acquire in Bangla and English subjects?

5. Which subjects will you have to study in classes 9-10 to improve communication skills?

- 6. Write the names of 5 occupations where you need better communication skills.

- 7. Is there any occupation among them you can choose in future? What is that?

Subject studied (For example-Mathematics),Work and life Oriented Education

- 1. For what daily activities do we need Mathematics? (give some examples)

- 2. What contents have you studied in Mathematics upto class eight ?

- 3. What sorts of activities can you perform with the contents of Mathematics you have learnt up to class eight?

- 4. What types of works can you do with the contents learnt from Science subject up to class 8?

- 5. Write the names of some occupations where we need Mathematics.

Subject studied (For Example- Science),Work and life Oriented Education

- 1. What sorts of knowledge, skills have you acquired from the Science subject?

- 2. Where do you use these knowledge and skills in your daily activities?

- 3. What are the contents of Science there in classes 9-10?

4. What types of works can you do with the contents learnt from science subject up to class 8?

5. Write the names of some occupations where we need to apply Science directly.

6. Is there any occupation among them you can choose for yourself in future? If there, what is/are it/those?

Subject studies (for example, Bangladesh and Global studies), Work and life Oriented Education.

1. What types of knowledge and skills have you learnt form reading Bangladesh and Global studies subject?

2. For which activities do you use these skills in your daily life?

3. What works can you do with the contents you learnt from Bangladesh and Global studies subject up to class 8?

4. Which subjects are related to Bangladesh and Global Studies in Classes 9-10?

5. Write the names of some professions for which Bangladesh and Global Studies and related subject are necessary to apply directly.

6. Is there any profession among there you want to choose in future? What is that/are those

Lesson 11:

Self eagerness to know

An important issue for selecting own study life and service life is ‘eagerness’. We have to understand our eagerness. Sometimes learners become frustrated for study without eagerness and they loss the eagerness for learning also.

Event 1: The elder sister of Salam became surprised to have a look at the practice book of Mathematics at home. How excellent are the designs of every corner of every page! There are different drawings every page after some pages. Salam has drawn these pictures. His elder sister Sadia said, “Wow! You have good hand in drawing”. Salam said, “I like drawing. I have much eagerness towards good drawings. I want to be an artist in future. So I want to study ‘Fine Arts’ after passing HSC examination.



Salam has eagerness towards drawing. What is your eagerness to do. Let us think for a while and try to find out.

Individual Work:

Express your liking and disliking for four issues (people, information, goods, ideas). For every part, there are some statements. Read them and put tick mark after each in the box as ‘yes’ or ‘no’ for you.

People/Human

Statement	Yes	No
I like to accompany and play with babies.		
I listen to the personal problems of my friends attentively.		
I like to teach anyone how to do something.		
I like to nurse a sick person.		
I like to act as leader for a team or organization.		
I like to work freely with common people.		
I like to share with the neighbours.		
Total		

Information

Statement	Yes	No
I want to know about the subject I like.		
I like to read daily newspaper regularly.		
I like to do scientific experiments.		
I like to work with numbers and statistics.		
I like to keep accounts of daily bazar expenses and other accounts.		
I collect stamps of different countries.		
I like to classify different types of information		
Total		

Goods/Materials

Statement	Yes	No
I make the materials for sports by myself.		
I like to repair different machineries.		
I like to sew and other hand-works.		
I like to make wooden goods.		
The use of calculator is very dear to me.		
I like to use/operate camera, mobile phone etc.		
I like to design furniture, houses and fields.		
Total		

Creativity

Statement	Yes	No
I like to decorate a room.		
I love to write stories and compose poems.		
I am very eager to publish newspaper or school magazines.		
I like to draw pictures and painting.		
I am fond of acting on drama /stage /theatre.		
I like to play different musical instruments.		
I like to make/invent new things.		
Total		

Now, calculate how many yes' and no's are there in each part above and write it at the end of the box 'Total'. Look at the highest number of yes answer being counted in a part there of. The part in which yes answers are at the highest, that is your eagerness side. Now put (✓) tick mark beside your eagered subject :

- ▶ People
- ▶ Information
- ▶ Goods/Materials
- ▶ Creativity

Lesson 12:

My Skills and Ability

Event: Today is the picnic day of Chintapur High School. Micheal is in charge of keeping all accounts of expenditure of the picnic. He has collected picnic fees from the students and gave them receipts. Many of them spent money for a single task and all the accounts of expenditure were submitted to Micheal. He has collected all receipts of expenditure and adjusted the accounts. He was very busy with accounts even when the distribution ceremony of rewards was going on the picnic spot. All were returning to their home singing on the bus. Micheal handed over the book of accounts to the class teacher. She was very happy. She thanked all before getting down from the bus. She said, "Micheal has completed the accounts excellently. He is really skilled in accounts. He will certainly be able to do the important jobs of accounting in future". Every body gave Micheal a big applause.



Micheal is excellent in accounting. May be someone is good in singing, someone is expert in cooking, some one is excellent in leadership etc. Have you ever thought of your best ability in work? Let us try to find out.

People

Which ability do you have?	✓
Teaching	
Nursing	
Giving importance to others	
Entertaining	
Presiding over the meeting	
Taking leadership	
Patience hearing to others and having sympathy	
To sell goods or materials	
Total (✓)	

Goods and materials

Which ability do you have?	✓
Repairing goods/materials	
Plying cycle	
Tagging differing parts	
Using certain machineries	
Preparing foods	
Operating sewing machine	
Wooden works	
Making something	
Total (✓)	

Single work: Different skills on 4 subjects have been mentioned here. Mark the skills you have out of them with tick. Try to preserve these pages also.

Information

Which ability do you have?	√
Keeping accounts or preserve information	
Making toys with papers	
Research	
To experiment with a thing or subject	
Investigating problems	
Classifying different information	
Conducting scientific experiments	
Collecting information	
Total (√)	



Creativity

Which ability do you have?	√
Writing stories and poems	
Composing songs	
Designing new things	
Drawing pictures	
Inventing new things	
Acting or singing	
Playing musical instruments	
To organize new events or programmes	
Total (√)	



Lesson 13:

Relation between our ability and eagerness

A person may not be skilled always in the subject on which he/she has eagerness. Again a person may not have eagerness for some thing he/she is skilled in. Eagerness is the willingness to do something and skill or ability is the power to do it. If we have eagerness for something it is possible to acquire that. Now, through a story we will know how eagerness has turned into ability.

Eagerness and Ability

Saif has eagerness for cooking. He reads the process of cooking in the newspapers and preserves it. He watches the cooking programmes on TV attentively. But he never cooked and did not know how to cook.

Observing the eagerness, Saif's mother said to him, "Saif, you will learn how to cook from today with me regularly. As a result, you will be able to cook properly." After one year, Saif served food at dinner. He set mat on the floor and served his own dish with Sarse Ilish (Mustered Hilsha), Palong shak, and Dal Vorta. Everybody enjoyed the dish to their hearts content. Even his younger sister said, "Mom, Bhaia will cook food from now on". Saif smiled and said, "I had eagerness for cooking earlier but I could not cook. Now I have learnt how to cook". In this way, Saif's eagerness turned into ability.



Pair work:

Do you have difference between your eagerness and ability like Saif? Discuss with your friend beside and present it in the class. How it can be changed into ability.

Individual work:

You have eagerness but you have not ability or have lacking in ability. Now you make a report on the following issues discussing with the family members and with others.

1. Is it possible to acquire skills for which you have eagerness?
2. If it is possible, how? Who are the people that can help you and how? What is your responsibility?
3. If it is not possible, why? Then you choose another alternative eagerness.

Lesson 14, 15, 16, 17 and 18:

Personality and choice of occupation/ profession

Personality is a holistic approach of different characteristics of our emotions, feelings and behaviour. Some one likes to stay at home most of the time, this is a characteristic of his/her personality. Someone likes to spend time with friends in merriment going outside; this is a characteristic of his/her personality.

Personality and Employment

Adiba has just come out attending an interview for a job in a school. The interviewers thought that Adiba is the right person fit for the job and they are going to employ her. Adiba is very smart, smiling and likes to talk freely. They are searching a teacher with this type of personality who can guide the little kids at school. Besides this, Adiba has the skills and experience to teach the children.



Group work:

Discuss the answer of the following question in groups and then present it.

1. Why did the interviewers think that Adiba is fit to be a school teacher?

Individual work:

Make a story describing how personality influences the service life of a human being.

Personality

Today we will know others through a game. Fill in the following table. For this, find out someone in the class matching with the following list and collect their name and signature.

	Both of your favourite subject is same
You both like the same TV programme	You both have same hobby
Both of you come to school by walking/ bicycle	The person who has pet animal at home
Some one in the class who has a teacher among family members	A class mate who knows how to swim
	A class mate who makes garden

Personality is very important in human life. A person having specific personality likes to work in line with him. Again a person having specific personality is fit for specific job. The characteristics of Adiba's personality is openness which helped her to influence the selection of career. Have you tried to know your own personality? Let us try.

Individual work:

To identify the characteristics of your personality, use tick (✓) mark in the right given in the following 4 parts whether the information are true for you.

People

do you/ Are you	✓
behave joyfully with the people around you?	
help all of your family and friends?	
helpful/co -operative in group works?	
aware of other's demand?	
a leader of an organization or team?	
eager to be introduced with new ones?	
Influence on out look and opinion of others?	
Behave sympathetically towards others?	
Total (✓)	

Information

do you/ Are you -----?	√
collect information?	
keep accounts?	
want to work with numerical work and statistics?	
eager to research?	
preserve informaton?	
like to arrange the data?	
eager to exchange information?	
Total(√)	

Goods/Materials

Are you/ Do you?	√
like to repair the materials?	
like to work with machineries and materials?	
Skilled in riding cycle?	
like to prepare foods?	
know the works of wood?	
do the sewing or hand-made works?	
Inquisitive/enthusiastic to do or drive something?	
use different tools for work?	
Total (√)	

Creativity

Do you/ Are you?	√
willing to know why and how something happens?	
eager to work at certain work place where different types of works are done?	
like to find out new ways to do any work?	
have as artistic mind?	
love to prepare your own routine by yourself?	
submissive and multidimensional behavior in work place?	
can express feelings of mind beautifully through writing and drawing?	
Total (√)	

Now again add all the tick marks of the characteristics of your personality and find the influence of certain part.

Factors considered in my work place

Three friends, Shakil, Jamil and Mila, studied together in the Higher Secondary level. After about six years they met at a friend's house. Shakil is working at a farm after passing Business studies. Jamil completed MA from a university and now he is a college teacher. Mila completed Honours and Masters and now she is doing business. Today they are talking about their aims in life. They are all in the opinion that they are doing the right jobs they think important.

Shakil said, "I wished that I would earn a huge salary. I would develop my village. I could have done that". Jamil said, "Mila, are you not afraid? There is enough risk in business."

Mila said, "Oh no, I like to face risks. So I have chosen business. Then you have to study a lot as you are teaching the students. Jamil said, "You are right. I like my profession. Everyone respects me as a teacher."

Group work:

You have read the above story. Let us fill in the box given below with pictures in the light of the story.



Mila (Successful business women)



Jamil (Successful teacher)



Shakil (Successful Service holder)

The matters I give importance in work place:

Mila, Jamil and Shakil- all three knew what they desired at best from their profession. So they have chosen their profession according to that.

Come, let me tell you story of a successful person who is very well known to you. He is Shilpacharya Jainul Abedin. From his very childhood he liked rivers, open nature and people. All these he expressed in his paintings drawn with colour and brush. In combination with interest and ability. He prepared himself from his

childhood. His profound mental desire established him as an artist. In every phase of his institutional education, he gave preference to the art of paintings, even though there was no scope for it in this country at that time. Along with the earnest effort of his friends and colleagues, Jainul built an art institute which today is known as the Institute of Fine Art under Dhaka University.

The dream which he had cherished from his childhood, in combination with interest and ability, established him as a painter. In recognition of his fame and worth he was awarded gold medal at the All Indian Painting Exhibition. Later, the people of this country conferred the title Shilpacharya (chancellor of Arts) upon him. By loving the art of paintings he introduced it as a profession.

Let us find out what we expect from a certain profession or occupation. There are some subjects mentioned here after. You have to find out which subjects are important to select your profession/occupation. There are two gaps at the end of the list. You can add something important to the list if you want. Out of the subjects, you award first place to the most important one and award second place to the less important than that. In this way, you put tenth place to the least important one.

Factors for selecting profession:

1. Adventure or Romance- a profession which requires to take risk
2. Power- Opportunity to exercise power and use it
3. Creativity- finding out new ways to do something
4. Helping others- working for co-operation and serving others
5. More income- to earn more for better living
6. Co-ordinating the responsibilities- performing different jobs
7. Freedom- ability to take decision on how to complete your task
8. Practising leadership- to lead a work ahead
- 9.
- 10.

Now you make the list serially of the above subjects in terms of importance you consider them.

- 1.
- 2.
- 3.
- 4.
- 5.
- 6.
- 7.
- 8.
- 9.
- 10.

Which profession will you choose?

We have tried to find out our eagerness, ability, personality and important subjects for working place. Now have a look at them. In addition, let us think about some more issues.

Individual work:

Write the name of professions/occupations/works as you know. Make a final list and hang it on the wall. You can divide them into 4 categories as before.

Sum up

1. My eagerness centred mainly into the subject
..... People informationgoods/ materials creativity.
2. My ability or skill centred mainly into the subject
..... People information goods/ materialscreativity.
3. The influence of the characteristic in my personality
..... Peopleinformation goods/ materialscreativity.
4. Total from above
.....Peopleinformation goods/ materialscreativity.
5. Three subjects that are important for selecting my profession
 - a. -----
 - b.-----
 - c.-----
6. Considering all, I think the following works/professions/occupations are interrelated (may be selected from the list)

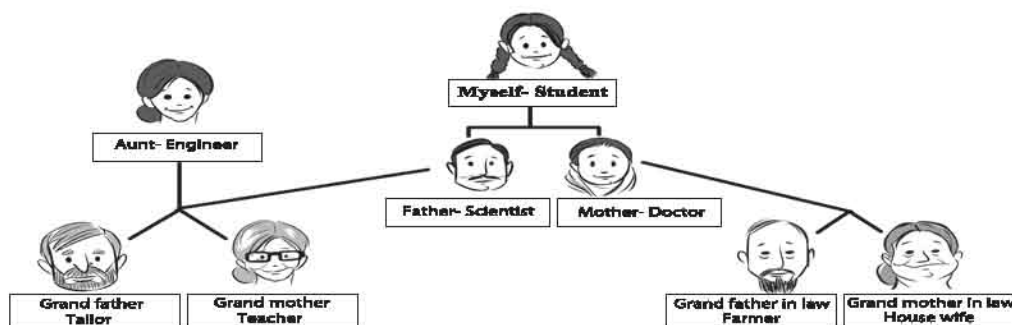
7. The subjects of my school important for my work/profession-

8. The skills I have to acquire or develop for my work


Home work:

Family tree of work/profession/occupation

Make a tree with the profession/occupation of your (father, mother, aunt, uncle, grand-father, grand-mother) knowing from your family members. Present the information following the picture below.



Think deeply and find out how smooth the way of your work place and education will be.



You can design a number of ways selecting your dream professions if needed. You can add it to your portfolio also.

Lesson 19 and 20:

Self employment: Building own career

Sabbir was very upset in mind and was throwing stones in water sitting beside a river. Palak came there and sat beside him stretching hands over Sabbir's shoulders Palak said, "How are you friend? Sabbir took a long breath and said, "What may be the situation of an unemployed man?"

Palak: Who can employ if you wish to stay unemployed?

Sabbir: I applied for many jobs with no result. Mother became sad for me. Father scolded me. Friends are all busy with their work. I am very frustrated

.....

Palak: No need for employment, do something yourself.

Sabbir: Self? How?

Palak: Yes, a lot of works can be done. You can cultivate fish in your pond and can plant trees of fruits, medicinal and forest trees on the bank of the pond.

Sabbir: I am a Masters Degree graduate. What will people think of me?

Palak: Listen; there is no dishonor if you find out your own field of occupation/work. Rather, you will be proud of it.

Sabbir: Continuing his thinking



Event before 5 years

Palak lives in Dhaka now. He came to his village home from Dhaka. Reaching the village, he found the construction of a new school building beside the old one. The villagers told him that Sabbir has taken this initiative. He spends a lot for welfare as he earns a lot. He sells fresh fishes in the market from his fish cultivation. He sells fruits in Dhaka in every monsoon. He has extended his cultivation and business with the income from these sources. Palak moved towards Sabbir's home. As soon as Sabbir saw Palak, he rushed there and hugged him. Palak said, "I have come to meet you having the good news". Sabbir said, "Oh! no, meeting me is not enough, you have to stay for sometime at my home. We will eat together today with fish of my pond and vegetables of my garden. At the time of departure, Sabbir gave a bottle of honey to Palak and said, "I cultivate honey from bees too. My life would have been spoiled if I did not listen to your advice that day".

Event after 5 years

After completing study, sometimes many of the youth do not get employment/job in our country. Educated people are increasing but the employment opportunity is not increasing that much. The choiceable jobs are not increasing. Even many people are being employed in the jobs which do not cope up with their willingness, ability, personality, eagerness and values. So one should select some dream professions rather than selecting only one.

As a result, one can try to make choice of the next profession without being frustrated with only one. Besides this, any one can be self-employed with a small capital (such as money, land, machineries) like Sabbir. This is called self-employment. One can enjoy the freedom in the work to be done.

Individual work (Home Work)

Make a report on your planning in details for self-employment (and with homework).

Features of the report

- Description of own eagerness
- Description of own ability
- Description of the characteristics of personality. The subject you prefer in selecting your workplace/profession.
- Your education planning.
- Self employment planning
- What do you want to do?
- How do you want to do?
- Whom do you take help from and how much?
- What assets will be required and what is the source of it?
- How will it be earned?
- How will you extend your profession?
- What are the risks and how will they be removed?

Teacher will consider 3 best reports to present in the class.

Lesson 21-30:**Creative activities to increase school income (Let us do something ourselves)**

You will do the following with the help of your teacher.

Making groups and work distribution

For Example-

Group-1: Make selling products using the contents learnt from Agriculture Studies.

Group-2: Make selling products using the contents learnt from Home Science. Every group will prepare a list of product they will make and every one will ensure that the task is done.

Every one will make different goods and help others to do it.

Make the goods/products fit and attractive for selling and fix the price.

Find out the place and time for exhibition and make necessary arrangement.

Exhibit own products in the exhibition and sell them.

Decide for what purpose the income from the exhibition will be spent.

Present the learnings from the exhibition in the class discussing in the group.

Sample Questions**Multiple choice questions**

1. What is the best appropriate way to acquire necessary skill in work?
 - a) Receiving training
 - b) Learning from books
 - c) Learning from books

- b) Learning from relations d) From watching TV
2. Which subject is comparatively less important in selecting own employment?
- a) Eagerness c) Will of friend
b) Ability d) Personality
3. Your port-folio is
- a) information of the desire and eagerness of your parents about yourself
b) information about your skills and values
c) the works done by you in the class room and at home.
- Which one is correct below:
- i) a ii) a and b iii) b and c, iv) a, b and c
4. What is the result of self employment?
- i. increase of human's self respectness
iii. Human can work freely
ii. decrease the opportunity of success
- Which one is correct below?
- a) i b) i and ii c) ii and iii d) i, ii and iii

Read the passage and answer question no. 5 and 6

Saima wants to serve people from her childhood. She chooses nursing profession to serve the ill. She receives higher training on this subject for better performance in her profession.

5. Which one of Saima will develop by taking higher training?
- a) Emotion b) Skill c) Eagerness d) Self-confidence
6. Saima can achieve this subject -
- i) from a specific institution
ii) by doing more practical works
iii) by working with courage.
- Which one is correct below?
- a) i b) i & ii c) ii & iii d) i, ii & iii

Creative question

Sadia reads in class eight in a village high school. She obtained good marks in English, Mathematics and Science. She loves to solve the difficult problems of Science and Mathematics. She has much eagerness towards different machineries. She repaired his mother's sewing machine when it got troubles. All are happy with her performance.

- a) What is personality?
- b) Explain the idea of ability.
- c) What type of tendency does Sadia have? Describe it.
- d) Which group should Sadia choose after class eight? Explain, logically.

2020

Academic Year

8-Work and Life

সমৃদ্ধ বাংলাদেশ গড়ে তোলার জন্য যোগ্যতা অর্জন কর

– মাননীয় প্রধানমন্ত্রী শেখ হাসিনা

তথ্য, সেবা ও সামাজিক সমস্যা প্রতিকারের জন্য '৩৩৩' কলসেন্টারে ফোন করুন

নারী ও শিশু নির্যাতনের ঘটনা ঘটলে প্রতিকার ও প্রতিরোধের জন্য ন্যাশনাল হেল্পলাইন সেন্টারে
১০৯ নম্বর-এ (টোল ফ্রি, ২৪ ঘণ্টা সার্ভিস) ফোন করুন



Ministry of Education

For free distribution from academic year 2015 by the Government of the
People's Republic of Bangladesh